

SPECTRA CYC 100W LED

The Spectra Cyc 100 is a 100 Watt cyclorama/wall wash luminaire utilizing high output LED emitters. Designed for theatrical and architectural applications, the Spectra Cyc 100 blends color via a patented LED lens and reflector combination which reduces pixelization from direct view.

Designed for use on 6-foot centers, individual units can be linked side by side for greater saturation of light. The Spectra Cyc 100 is compatible with DMX / RDM protocols, and comes with a library of preprogrammed single colors and various color mixes. Units can be utilized for both floor and sky-cyc applications.

Product Features:

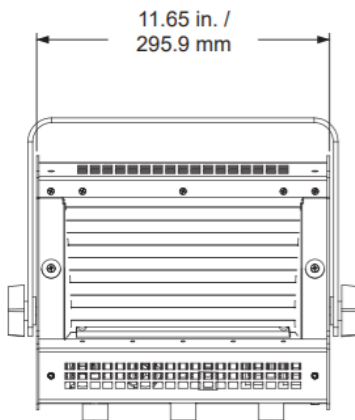
- Available in 5 Standard LED color configurations:
 RGBA, RGBW, 3K White, 6K White, or 3K-6K Tunable White
*Please Note: The RGBW version utilizes 3K emitters for the white channel.
 Variants will be considered custom.*
- RGBW 4856, RGBA 4727
- Asymmetrical reflector designed for broad, even distribution
- Patented LED blending lens
- On-board multi-voltage power supply 100-240VAC.
- Feed through power and data capabilities using PowerCON and 5-pin XLR connectors.
- Compatible with DMX and RDM protocols
- Push button addressing
- Preprogrammed modes for fixed colors, timed color changes and strobes.
- Integrated carrying handle
- Weight: 11 lbs. / 5.0 kg (approximate)



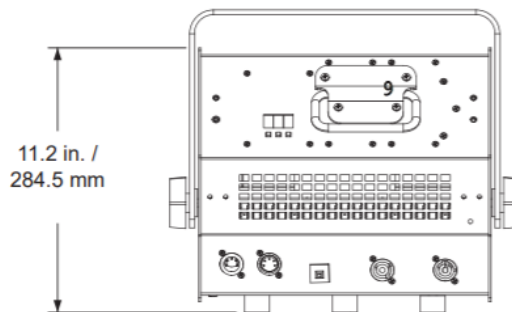
Spectra Cyc 100 RGBW

- Convection cooled, silent operation
- cETLus listed for indoor use and CE marked
- Made in the USA
- Five (5) year and one (1) day warranty
- No cost technical support for the life of your product

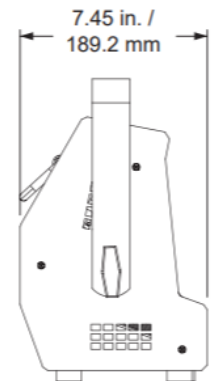
NOTE: A maximum recommended spacing is 6-foot on center, 2 to 4-foot back from lighted area. For a brighter, more saturated effect, Spectra Cyc 100 fixtures can be set closer or linked directly to the next via a joining bracket - SS-CYC-LINK (sold separately). Shown with optional yoke assembly - SS-CYC100-YOKE (sold separately).



Front View



Rear View



Side View

Specifications

Materials:	Corrosion-resistant materials and hardware
Control:	DMX (Fully RDM Compliant)
Light Engine	RGBA, RGBW, 3000K, 6000K, Tunable 3K-6K
Rated LED Life:	Array rating >50,000 hours to L70
Lumen Output:	RGBW 4856, RGBA 4727
Power:	100 Watts
Voltage:	120-240VAC
Cooling:	Passive, convection
Environment:	0 to 40 degrees C (32 to 104 degreesF) / 5%-95% Non condensing
AC out:	Flush mount PowerCON for feed thru power to other Spectra Cyc units only. A maximum of 10 Spectra Cyc 100 fixtures per power daisy chain or as permitted by circuit capacity.
Color:	Black or White. Custom colors available - consult factory before ordering.
Weight:	11lbs. (5kgs.)
Compliance:	cETLus listed, CE marked
Warranty:	Five (5) years and One (1) day
Support:	Supported Forever - free phone and online tech support for the life of your product.

Notes:

Hanging yoke and C-Clamp are not included with the fixture and must be ordered separately.

For distribution and performance for the Spectra Cyc 100, please consult the Spectra Cyc 100 IES files found on the Altman Lighting web site or contact your regional manager for the Spectra Cyc Guide.

Ordering Information

SSCYC100-(LED Array)-(Body Color)

Model:	SSCYC100 Spectra Cyc 100
LED Array:	RGBA, RGBW, 3000K, 6000K, Tunable 3K-6K
Body Color:	Black (B) or White (W) or Custom (C)**

Notes:

* Consult factory for custom LED array. The RGBW version utilizes 3K emitters for the white channel. Variants will be considered custom.

** Black (B) or White (W) or Custom (C). Consult factory for custom colors

Optional Accessories

SC-36-BK	Safety Cable
510	Malleable Iron Pipe C-Clamp
FT	Black Floor Trunnion, Pair
SS-CYC-SHIELD	Spectra Series LED Cyc Safety Shield
SS-CYC-LINK	Spectra Series LED Cyc Link Plates with Hardware
SSCYC100-CF-**	100-Watt Spectra Series LED Cyc Color Frame
SS-CYC100-YOKE**	Spectra Cyc 100 Yoke with Hardware for 1 Fixture (includes 510 C-clamp.)