

SPECTRA CUBE UV

50 Watt UV LED WASH UVCUBE

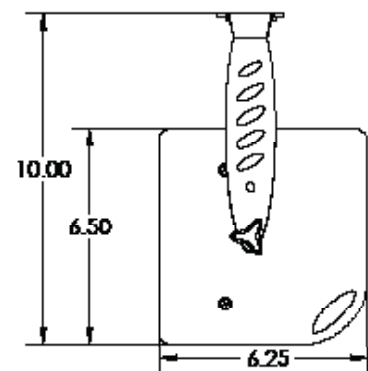
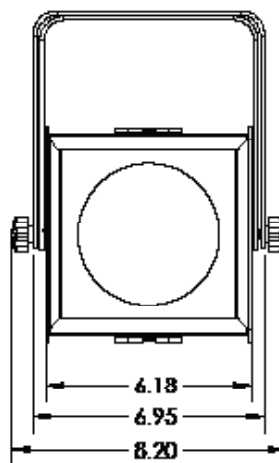
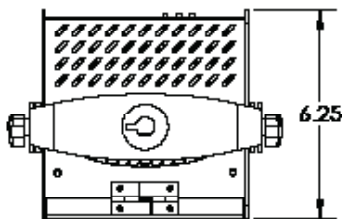
The Spectra Cube UV is a 50 Watt wash luminaire with 365nm ultraviolet (UV) LEDs designed for theatrical and architectural applications with both Smart Track or portable options available. The UVCUBE is convection cooled - without the use of fans - to provide silent, longterm, high-output performance.

The Spectra Cube UV is compatible with DMX and RDM protocols, and comes complete with a library of preprogrammed effects. Units are made for floor, portable, or track mount applications.



Product Features:

- 365nm UV LEDs
- Altman Smart Track compatible
- Convection Cooled
- On-board multi-voltage power supply 100-240VAC
- Feed through power and data capabilities
- Compatible with DMX and RDM protocols
- Push button addressing.
- Preprogrammed modes
- Weight: 5 lbs. / 2.3 kg (approximate)
- cETLus listed for indoor use and CE marked
- Made in the USA



Specifications

Materials:	Construction is corrosion-resistant materials and hardware.
Housing:	Lightweight aluminum fabrication.
Light Engine:	365nm UV LEDs
Rating:	Multi-Voltage; 100-240 VAC operation
Data Ports:	1 Male & 1 Female flush mount 5-Pin XLR
Power Cable:	5-foot, PowerCON with Edison Connector
Finish:	Black or White. Custom colors available - consult factory before ordering.
Weight:	Approx. 5 lbs. (2.3 kg)

Ordering Information

UVCUBE-65-*	
Model:	Spectra Cube UV LED Luminaire with 365nm UV LEDs (portable)
UVCUBEY-65-*	
Model:	Spectra Cube UV LED Luminaire with 365nm UV LEDs for 120V, two-circuit Smart Track
UVCUBEZ-65-*	
Model:	Spectra Cube UV LED Luminaire with 365nm UV LEDs for 230V, three-circuit Smart Track

*Body Color: Black (B) or White (W) or Custom (C)**

**Consult factory for custom colors.

Optional Accessories

PCL-PBG-12-5	5-foot 20A PowerCON from 15A Edison Male <i>(Included, portable units)</i>
SC-36-BK	Black Safety Cable with Spring Clip <i>(Included, portable units)</i>
SSCUBE-P95	SSCUBE P95 Acrylic Lens (Included)
510	Malleable Iron Pipe Clamp (2 lbs.)
510-F	Light Duty Flat Steel Pipe Clamp: for 1/4" to 1-1/2" Pipe, Includes 5/16-18 Bolt
SSCUBE-BD4-*	4 Leaf Barn Door
SS-STR-FRP-FF	Filter Frame 5-5/8" X 5-5/8" Fiber Frame
SSCUBE-LV SS-STR-LSD-601	Spectra Cube Louver - Black Spectra Cube / Strip 60 X 1 Light Shaping Diffuser
SS-STR-LSD-9525	Spectra Cube / Strip 95 X 25 Light Shaping Diffuser
SS-STR-LSD-30	Spectra Cube / Strip 30° Spread Lens
SS-STR-LSD-40	Spectra Cube / Strip 40° Spread Lens
SS-STR-LSD-60	Spectra Cube / Strip 60° Spread Lens

*Black (B) or White (W) or Custom (C). Consult factory for custom colors.